

Foxhill Primary School (URN: 107432)

Key stage 2 three year average

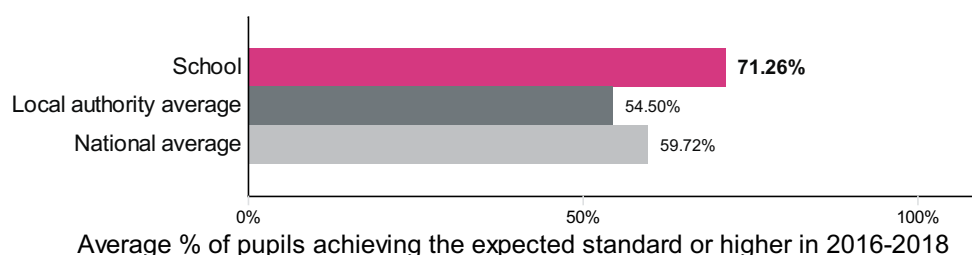
This is provisional data for 2017/18. Any amendments made to this school's data will be reflected when we re-publish the data in a few months. National and local authority benchmarks may also change. Until these changes take effect, you may see differences between data on ASP and Compare school and college performance.

Percentage of pupils achieving expected standard in reading, writing and maths, 2016-2018

Number of pupils in 2016 = 28

Number of pupils in 2017 = 30

Number of pupils in 2018 = 29

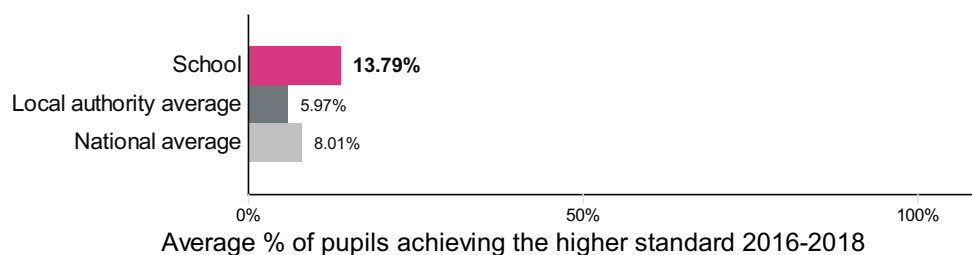


Percentage of pupils achieving higher standard in reading, writing and maths, 2016-2018

Number of pupils in 2016 = 28

Number of pupils in 2017 = 30

Number of pupils in 2018 = 29



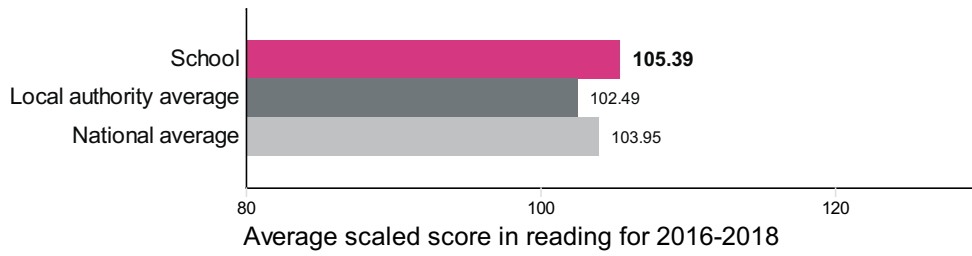
Average scaled score in:

Reading, 2016-2018

Number of pupils in 2016 = 28

Number of pupils in 2017 = 30

Number of pupils in 2018 = 29



Maths, 2016-2018

Number of pupils in 2016 = 28

Number of pupils in 2017 = 30

Number of pupils in 2018 = 29

